



**For Responsible
Teachers**



A more engaging, intuitive and fun way of teaching!

Feature Update Release

May 27, 2025

Note: Feature updates might be carried out periodically without prior notification to provide a better user experience. Please contact us via Chat Support for assistance regarding the platform.

Assignment Grading System

Teachers can now grade students using the **Grading System (A-F)** in ‘Normal Assignment’, ‘Normal Testpaper Assignment’, and ‘eBook Assignment’ with the following steps:


Go to the **“Classrooms”** tab and select **“Assignments”**

Click on **“Give New Assignment”**

The screenshot displays the 'The Future School - Online Learning Platform' interface. The top navigation bar includes a search icon, a notification bell with 13 alerts, a language dropdown set to 'EN', and a user profile icon. Below this, a secondary navigation bar features 'Home', 'Classrooms' (highlighted with a red box), 'Teaching Resources', 'Testpapers', 'Chat Rooms', and 'Announcements'. The main content area is divided into two sections: 'Active Science Grade 1' and 'Smart Science 1'. Under 'Smart Science 1', there are three tabs: 'All Students', 'Assignments' (highlighted with a red box), and 'Teacher's Content'. The 'Assignments' tab shows a 'Give New Assignment' button (highlighted with a red box) and two buttons: 'Assignments Report' and 'Upcoming Assignments'. Below these, a section titled 'Open Assignments (2)' lists two assignments. The first assignment, 'Smart Science- My body part 2', is an 'In-book Quiz' with a submission date of April 1, 2025, at 01:38 PM, and a deadline of April 6, 2025, at 12:15 PM. It shows 1 submitted, 5 pending, and 0 graded. The second assignment, 'Assignment', is an 'eBook' with a submission date of April 1, 2025, at 12:33 PM, and a deadline of April 10, 2025, at 11:30 AM. It shows 1 submitted, 5 pending, and 1 graded. Both assignments have links for 'Full Report', 'Edit', and 'Delete'.


Feature Release


Select the Assignment type (i.e., Normal Assignment, Normal Testpaper Assignment, or, eBook Assignment)


 Give New Assignment


Select an assignment you want to assign to the students

Assignments

 **Normal Assignment**
Use this to give a normal or rich text assignment to the students.

 **Self-grading Assignment**
Use this to give a self-grading testpaper as the assignment to the students.

 **Normal Testpaper Assignment**
Use this to give a normal testpaper as the assignment to the students.



 **eBook Assignment**
Use this to give an eBook as the assignment to the students.

[Back](#) [Continue](#)

Fill in the details and choose the **Grading System (A-F)**

Assignment File or Link

Max file size per attachment = 50 MB

 Enter a URL or click on the attachment icon to upload a file 

Grading System

Grading System (I-100)


Grading System (I-100)

Grading System (A-F)

May 20, 2020

3:45 PM

Field not marked

☐ Make Assignment Available at a later date 

[Continue](#)

Grade Assignments

Once the students submit the assignments, teachers can grade them using the **Grading System (A-F)**.

Go to the **“Classrooms”** tab and select **“Assignments”**

Click on the **“Full Report”** of the assignment you want to grade

The screenshot displays the 'The Future School - Online Learning Platform' interface. At the top, there's a navigation bar with a logo, the platform name, and a search bar. Below this is a secondary navigation bar with tabs: Home, Classrooms (highlighted with a red box), Teaching Resources, Testpapers, Chat Rooms, and Announcements. Under the 'Classrooms' tab, there are two dropdown menus for 'Active Science Grade 1' and 'Smart Science 1'. Below these are three tabs: All Students, Assignments (highlighted with a red box), and Teacher's Content. The 'Assignments' tab shows a 'Give New Assignment' button and two buttons: 'Assignments Report' and 'Upcoming Assignments'. Below these, there's a section for 'Open Assignments (1)' with a dropdown arrow. This section contains a card for 'Smart Science Assignment' with a 'Normal' status tag. The card shows a timeline from May 26, 2025, at 02:43 PM to May 30, 2025, at 01:30 PM. Below the timeline, there are statistics: Submitted 0, Pending 7, and Graded 0. To the right of these statistics is a 'Full Report' button (highlighted with a red box), followed by 'Edit' and 'Delete' buttons. At the bottom, there's a section for 'Closed Assignments (7)' with a dropdown arrow.

Feature Release

Click on the **“Add Grade/Remarks”** button in the ‘Actions’ column

Search Students

Download Report

All submissions filtered by None

Student	Submission Date	File/Url/Remarks	Published ?	Grade	Actions
Daniel Kim	May 22 2025	Assignmen... View Remarks	-	Not graded	
Ethan Montgomery	May 24 2025	Assignmen... View Remarks	-	Not graded	
Hannah Nguyen	May 25 2025	Assignmen... View Remarks	-	Not graded	
John Doe	May 26 2025	Assignmen... View Remarks	No	Not graded	
Oliver Bennett	May 26 2025	Assignmen... View Remarks	-	Not graded	
Rachana	May 23 2025	Assignmen... View Remarks	-	Not graded	
Sophia Hayes	May 26 2025	Assignmen... View Remarks	-	Not graded	

Publish

Showing 10 items << < 1 > >>

Provide the grades and click on **“Submit”**

Add Marks / Remarks

John Doe

Submitted on:
May 26, 2025 at 02:46 PM

Marks

A

A

B

C

D

E

Remarks File or Link

Max file size per attachment = 50 MB

Enter a URL or click on the attachment icon to upload a file

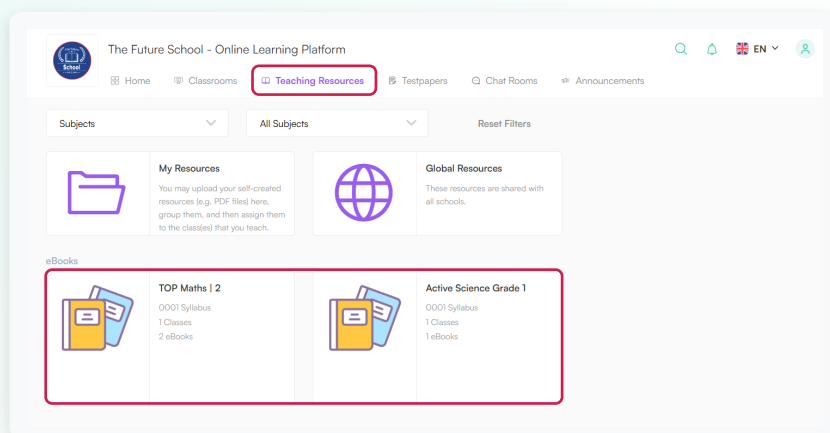
Submit

Organised by Classes and eBooks

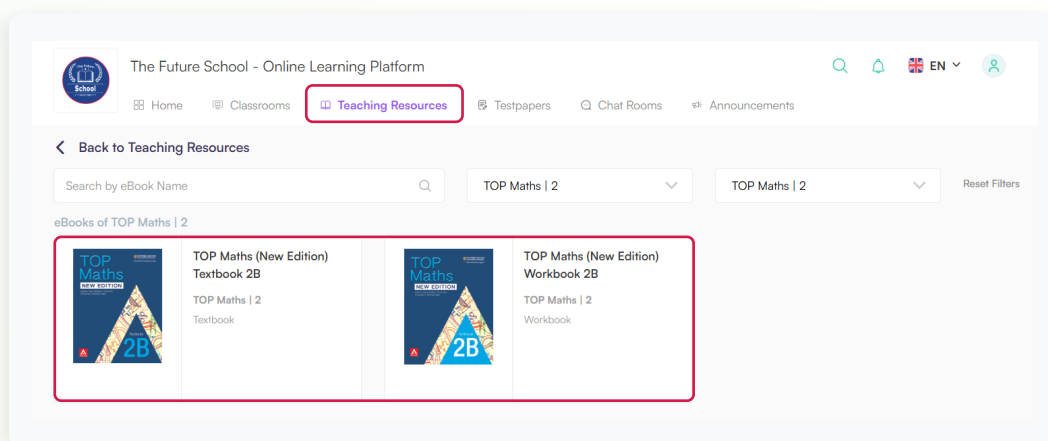
The eBook section now displays the number of classes and eBooks included in each subject.

Go to the **“Teaching Resources”** tab, where you can find the eBooks section

Select the **eBook**



Organised by classes and eBooks



Note: This feature is now available on the Student platform as well. Students can find it under the **"Subjects"** tab.